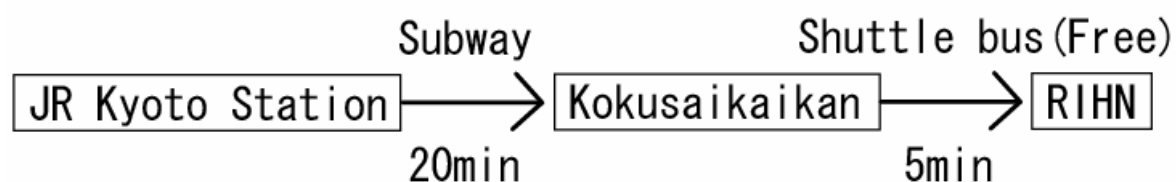


## Traffic Guide to Kyoto Garden Palace Hotel

About 8 minutes on foot from subway Imadegawa Station (K06)  
 (Turn right out of exit ⑥).

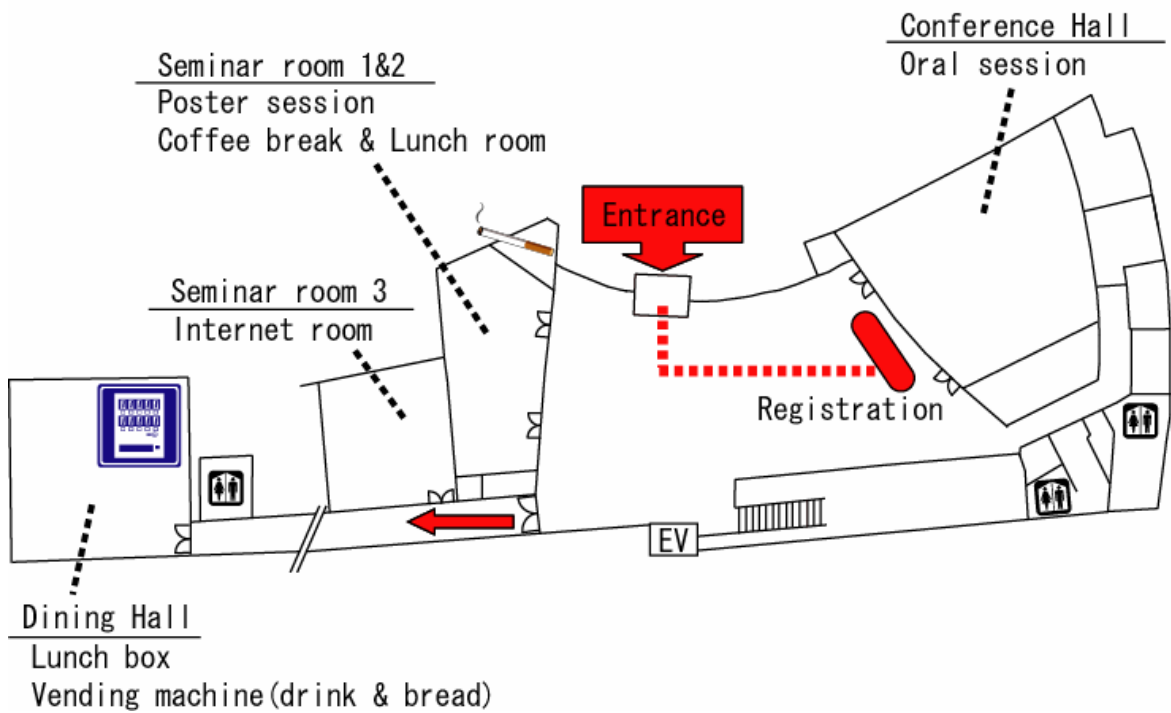
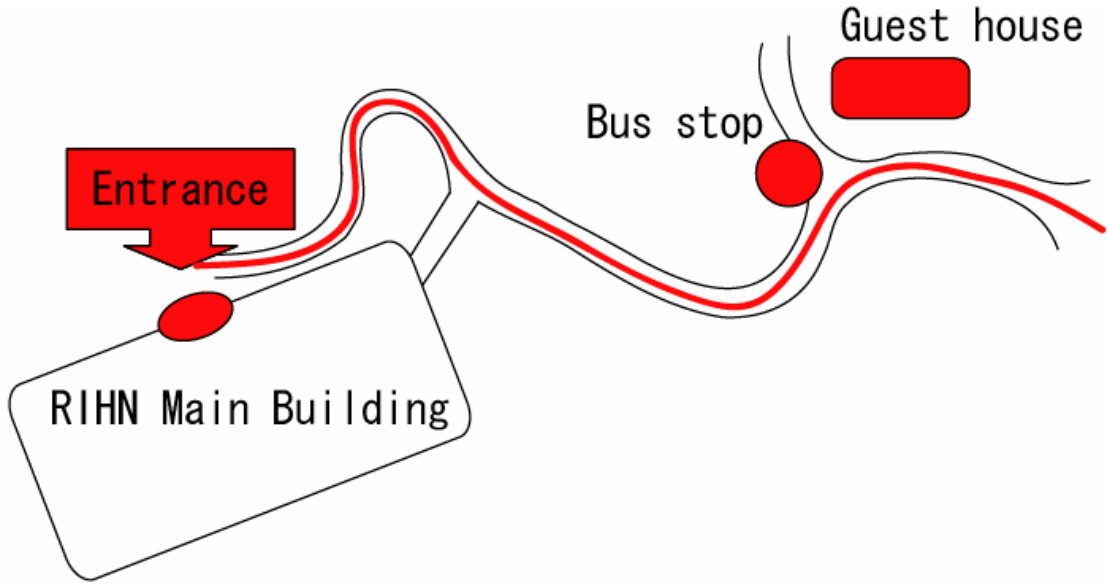
## Traffic Guide from JR Kyoto station to RIHN

---



### Shuttle bus timetable (free)

Time	Kokusaikaikan Departure			RIHN Departure		
	8	00	20	40	10	30
9	00		30	15		45
10	00		30	15		45
11	00			15		
12						
13						
14						
15	00		30	15		45
16	00		30	15		45
17	00	20	40	10	30	50
18	00	20	40	10	30	50
19	00	20	40	10	30	50
20				00		



# Concert and Reception

**April 4 (Tue) 18:00-20:00**

Location: Kyoto Garden Palace, Gion room (2F)

Bus will leave at RIHN Bus stop on 17:15

Violin Concert (20 min)

Bruch Violin Concerto No.1 (Lara Taniguchi)

Bruch Scottish Fantasy 3<sup>rd</sup> & 4<sup>th</sup> movement (Kasumi Higurashi)



## Reception

Buffet with seat

- Please take any seat before 6:00 pm



**Excursion from 14.00 ~18.00, April 06**

**Visiting Kifune Shrine and Sake Brewer**

**\*2,000 JY per person**



### **Kifune Shrine**

The land of Kifune Shrine is upstream of the Kamogawa River, Kyoto, and thus collects adoration as the God presiding over the water of the city from the time of the Heian period(794- 1185). Climbing the approach lined with red-lanterns, you come to Mt. Kifuneyama in the midst of thick ancient forest. Within the shrine precinct are the main shrine (Honden), the worshipper's hall (Haiden), the temporary shrine hall (Gonden) and subsidiary shrines (Massha).



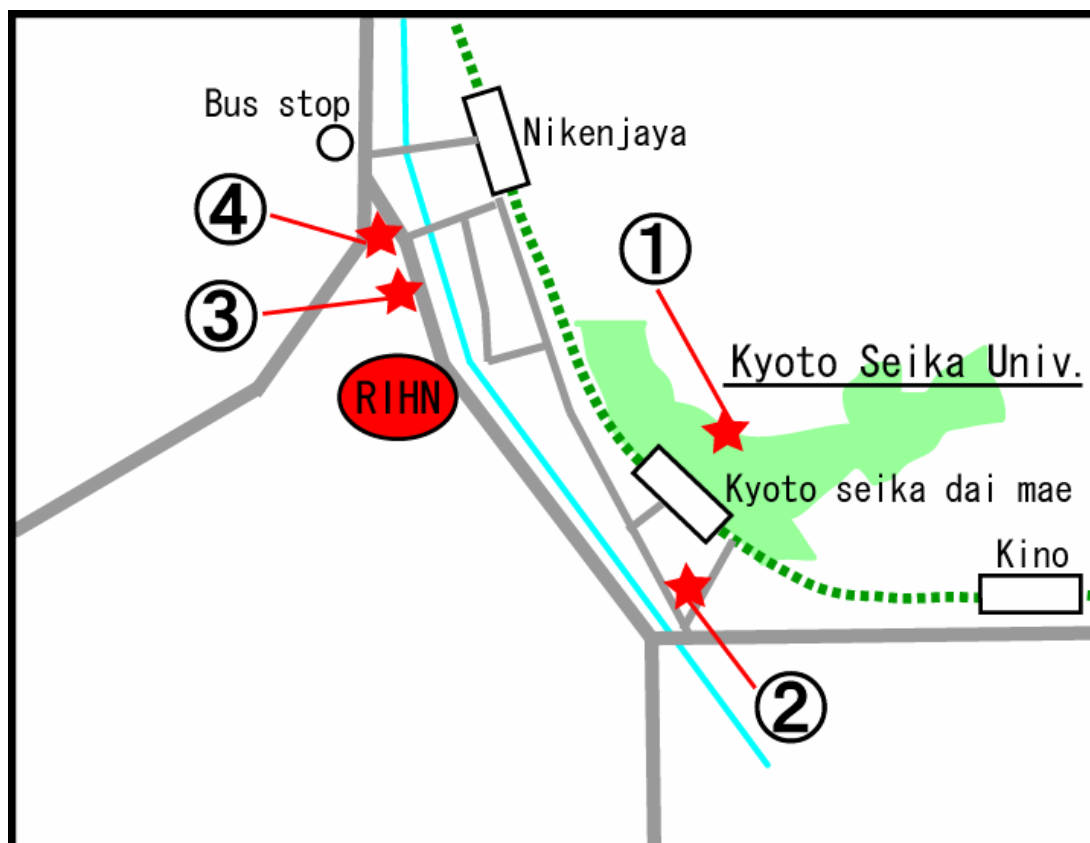
### **Cherry Blossom**

The cherry blossom is the national flower of Japan. Their flowering lasts for a few days however, shedding of the petals can look like a pink colored snowstorm. The cherry blossom viewing “hanami” has root in cherry blossom viewing party held by emperor in 812. On the other hand, it has been agricultural rituals for farmer. In the cherry blossom season agricultural communes climbed mountains and devoted food to gods praying for a good harvest. After the ceremony, they had the food together.



### **HORINO Memorial Museum (Sake Brewer)**

Horino memorial museum was built in 1781 as the main homestead of the Horino family, who founded the Sake brand called “Kinshi masamune”. After the center of brewing was moved to Fushimi which is the south area of Kyoto and famous for water, this house has been remained as a Sake brewery and the cultural town house. At this museum, you will find old life style of Kyoto, how to make sake using groundwater and tasting variety of sake.



### Restaurant & Convenience Store

- ① Yu-Yu kan (Bld.3) 15minutes' walk  
1F Cafeteria 10:00-17:00  
2F Lounge 8:30-20:00
- ② Little Reata (restaurant) 10minutes' walk  
11:00-21:00(order stop at 20:30)
- ③ Yume-no-ki (light meal) 10minutes' walk  
11:30-15:00  
17:00-22:00
- ④ Circle K (Convenience store) 10minutes' walk  
24hours open

### Automatic Teller Machine

- ① Yu-Yu kan (Bld.3)  
1F ATM (MIZUHO Bank, 〒) 8:00-21:00